

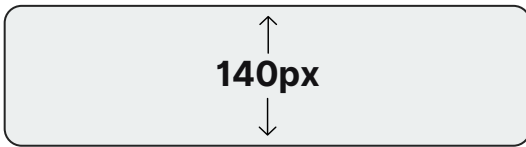


Donation Page Design Guide

RESOURCE

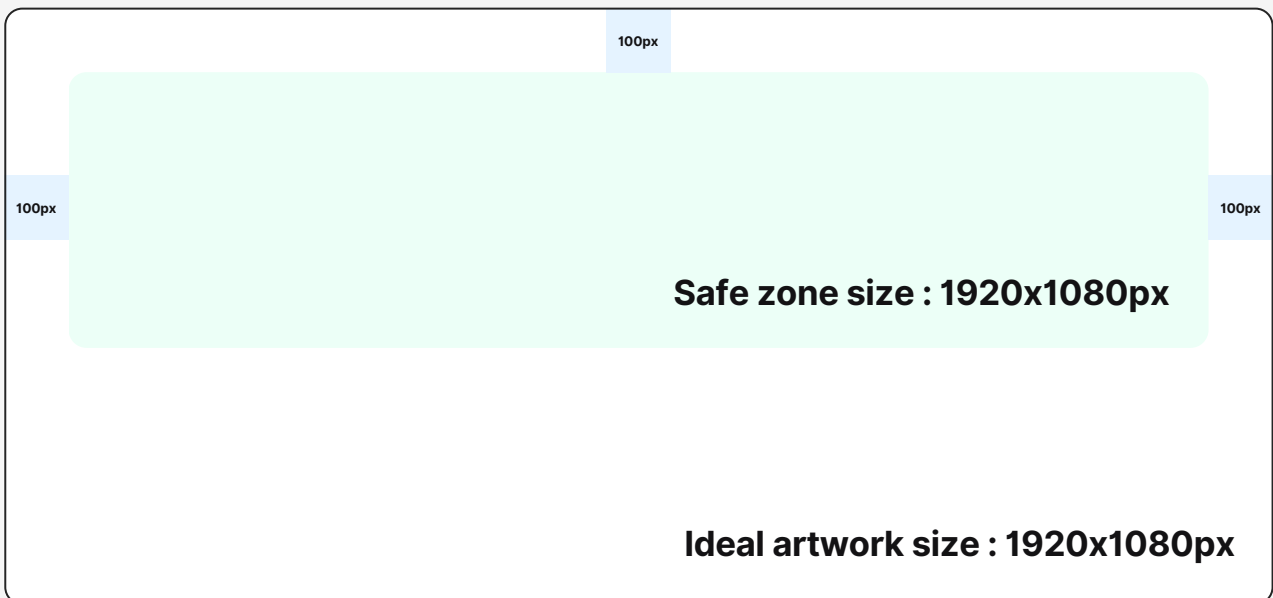
1 | Organization Logo

Your logo should be 140px in height and less than 1MB in size.



2 | Background Image

The background image should be 1920x1080px with a 1720x580px safe zone 100px from the top and either side of the image. It should be less than 1MB in size.

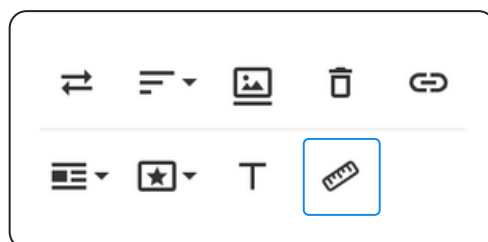


3 | Campaign Details - Text

Keep your copy concise and easy to read, use engaging visuals (photos or videos) to complement your message, and express gratitude to your supporters. We recommend using a size 14 font, which is the default in our donation page builder. If you change the color of your text, ensure it's still readable and accessible for all.

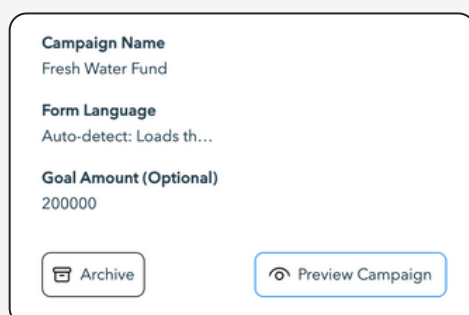
4 | Campaign Details - Imagery

Images should be 1920×1080px and less than 1MB in size. Once uploaded, use the editor to adjust the size of the image to your liking. We recommend making the width 1000px in the editor and keeping the height set to auto.



5 | Preview your campaign

Once you've completed adding all the elements to your donation page, make sure to preview your page to see if you'd like to make any final changes before sharing it with your donors!





Donorbox provides nonprofits with digital giving tools and services to improve their fundraising activities, form better relationships with donors, and build sustainable growth.

See how our platform can help boost your fundraising or visit our blog for more nonprofit marketing tips.

[Our Website](#)

[Nonprofit Blog](#)

[Free Resources](#)

